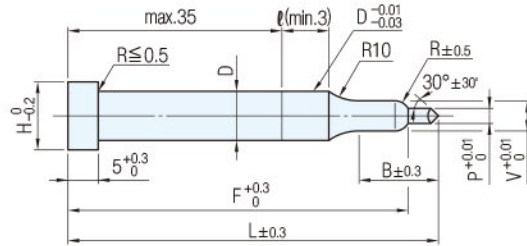


RoHS



軸徑公差  $D_{m5}^{+0.005}$  選擇

| Catalog No. |                |        |         | 材質       | 表面處理   | 硬度       |  |
|-------------|----------------|--------|---------|----------|--------|----------|--|
| $D_{m5}$    | $D_0^{+0.005}$ |        |         |          |        |          |  |
| 短刃口型        | 長刃口型           | 短刃口型   | 長刃口型    |          |        |          |  |
| PS          | PSD            | W-PS   | W-PSD   | 相當於SKD11 | -      | 60~63HRC |  |
| PG          | PGD            | W-PG   | W-PGD   |          | -      | 61~64HRC |  |
| G-PG        | G-PGD          | WG-PG  | WG-PGD  | 相當於SKH51 | TiCN塗覆 | 64~67HRC |  |
| M-PG        | M-PGD          | WM-PG  | WM-PGD  |          | DLC塗覆  | 表面3000HV |  |
| MA-PG       | MA-PGD         | WMA-PG | WMA-PGD |          | -      | 64~67HRC |  |
| SG          | SGD            | W-SG   | W-SGD   | 粉末高速鋼    | TiCN塗覆 | 64~67HRC |  |
| G-SG        | G-SGD          | WG-SG  | WG-SGD  |          | DLC塗覆  | 表面3000HV |  |
| M-SG        | M-SGD          | WM-SG  | WM-SGD  |          | DLC塗覆  | 表面3000HV |  |
| MA-SG       | MA-SGD         | WMA-SG | WMA-SGD |          | 基底WPC® |          |  |

| 前端形狀 |    |    |
|------|----|----|
| 2E   | 3E | 4E |
|      |    |    |

| B  | H  | Catalog No.  |                |  | 指定單位0.1mm  | 指定單位0.01mm | 指定單位0.1mm |                       |                               |     |
|----|----|--|----------------|--|------------|------------|-----------|-----------------------|-------------------------------|-----|
|    |    | TYPE   | 前端形狀           | D  | L          | min.V max. | P min.    | R                     | F                             |     |
| 8  | 8  | 短刃口型<br>( $D_{m5}$ ) ( $D_0^{+0.005}$ )<br>PS W-PS<br>PG W-PG<br>SG W-SG       | 2E<br>3E<br>4E | 5  | 40.0~ 80.0 | 1.80~4.99  | 1.2       | $0.5 \leq R \leq V-P$ | $F \leq L-(P \times 0.866)-1$ |     |
|    |    | TiCN塗覆<br>G-PG WG-PG<br>G-SG WG-SG   |                | 6  |            | 1.80~5.99  |           |                       |                               |     |
|    | 13 | 11   |                | DLC塗覆<br>M-PG WM-PG<br>M-SG WM-SG<br>DLC塗覆, 基底WPC®     | 8          | 43.0~100.0 | 2.10~7.99 |                       |                               | 1.5 |
|    |    |  |                | MA-PG WMA-PG<br>MA-SG WMA-SG                           | 10         |            | 3.00~9.99 |                       |                               | 2.5 |
| 15 | 8  | 長刃口型<br>( $D_{m5}$ ) ( $D_0^{+0.005}$ )<br>PSD W-PSD<br>PGD W-PGD<br>SGD W-SGD | 2E<br>3E<br>4E | 5  | 50.0~ 80.0 | 1.80~4.99  | 1.2       | $0.5 \leq R \leq V-P$ | $F \leq L-(P \times 0.866)-1$ |     |
|    |    | TiCN塗覆<br>G-PGD WG-PGD<br>G-SGD WG-SGD   |                | 6  |            | 1.80~5.99  |           |                       |                               |     |
|    | 21 | 11   |                | DLC塗覆<br>M-PGD WM-PGD<br>M-SGD WM-SGD<br>DLC塗覆, 基底WPC® | 8          | 50.0~100.0 | 2.10~7.99 |                       |                               | 1.5 |
|    |    |  |                | MA-PGD WMA-PGD<br>MA-SGD WMA-SGD                       | 10         |            | 3.00~9.99 |                       |                               | 2.5 |







**Wa** 注意








- $V-P \geq 0.3$
- $B \geq L-F+R+2$

訂貨： Catalog No. - [L] - [V] - [P] - [R] - [F] - (BC, HC, TC...) 交期： [7] 天 非塗覆  
 [15] 天 TiCN塗覆  
 [20] 天 DLC塗覆

PG2E 6 - 52.0 - V4.80 - P2.60 - R0.5 - F47  
 PGD2E 6 - 52.0 - V4.80 - P2.60 - R0.5 - F47  
 PG2E 6 - 52.0 - V4.80 - P2.60 - R0.5 - F35 - KC

追加加工

| Alteration | Code   | Spec.   |   |        |           |    |           |    |           |    |           |    |
|------------|--|---|---|--------|-----------|----|-----------|----|-----------|----|-----------|----|
| 刃口追加加工     | <br>BC  | 變更刃口長度<br>(L-F)+R+2 ≤ BC ≤ BCmax.<br>指定單位0.1mm<br>⊙全長必須為刃口長度+30mm以上   |   |        |           |    |           |    |           |    |           |    |
|            |  | <table border="1"> <thead> <tr> <th>V</th> <th>BCmax.</th> </tr> </thead> <tbody> <tr> <td>1.80~1.99</td> <td>20</td> </tr> <tr> <td>2.00~2.99</td> <td>30</td> </tr> <tr> <td>3.00~3.99</td> <td>35</td> </tr> <tr> <td>4.00~4.99</td> <td>45</td> </tr> <tr> <td>5.00~</td> <td>60</td> </tr> </tbody> </table> | V | BCmax. | 1.80~1.99 | 20 | 2.00~2.99 | 30 | 3.00~3.99 | 35 | 4.00~4.99 | 45 |
| V          | BCmax.   |   |   |        |           |    |           |    |           |    |           |    |
| 1.80~1.99  | 20   |   |   |        |           |    |           |    |           |    |           |    |
| 2.00~2.99  | 30   |   |   |        |           |    |           |    |           |    |           |    |
| 3.00~3.99  | 35   |   |   |        |           |    |           |    |           |    |           |    |
| 4.00~4.99  | 45   |   |   |        |           |    |           |    |           |    |           |    |
| 5.00~      | 60   |   |   |        |           |    |           |    |           |    |           |    |
| 肩部追加加工     | <br>VKC | 變更V尺寸公差<br>$V_0^{+0.01} \rightarrow V_0^{+0.005}$   |   |        |           |    |           |    |           |    |           |    |
|            | <br>RKC | 變更R公差<br>$R \pm 0.5 \rightarrow R \pm 0.05$   |   |        |           |    |           |    |           |    |           |    |
|            | <br>HC  | 變更肩型直徑<br>D ≤ HC < H<br>指定單位0.1mm   |   |        |           |    |           |    |           |    |           |    |
|            | <br>TC  | 變更肩型厚度<br>2 ≤ TC < 5<br>指定單位0.1mm<br>(TKC、TKM併用時, 指定單位可為0.01mm)<br>⊙全長即為指定尺寸  |   |        |           |    |           |    |           |    |           |    |
|            | <br>TCC | 肩部C倒角加工<br>提升沖頭頭部的強度<br>指定單位0.1mm<br>$0.5 \leq TCC \leq (H-D)/2$<br>⊙H ≤ 5時, TCC為0.5  |   |        |           |    |           |    |           |    |           |    |

| Alteration | Code   | Spec.  |
|------------|--|--|
| 肩部追加加工     | <br>TKC | 變更肩型厚度公差<br>$T_0^{+0.3} \rightarrow T_0^{+0.02}$   |
|            | <br>TKM | 變更肩型厚度公差<br>$T_0^{+0.3} \rightarrow T_{-0.02}^0$   |
|            | <br>KC  | 肩部單面止邊加工   |
|            | <br>WKC | 止邊平行加工(雙面)   |
| 其它         | <br>RC  | 加工肩部, 以配合固定塊使用<br>(相對於固定塊表面-0.04~0加工)<br>⊙只D10適用<br>⊗D <sub>0</sub> <sup>+0.005</sup> 型不適用 |
|            | <br>FKC | 變更F尺寸公差<br>$F_0^{+0.3} \rightarrow F_0^{+0.05}$  |
|            | <br>NDC | 無導入部<br>$l \geq 3 \rightarrow l = 0$   |